



TAXPAYER PORTAL AND ONLINE PROTEST

USER GUIDE

PREPARED BY : GSA CORPORATION
1276 MINNESOTA AVE, WINTER PARK FL 32789



Contents

Registering for the Taxpayer Portal	3
Filing a Protest.....	4
Accessing the Protest Section	4
Creating a New Protest.....	5
Completing the Protest Form	6
Viewing Evidence (Optional).....	9
Submitting Your Protest	10
Reviewing Evidence from the Appraisal District.....	11
Viewing Your Hearing Date and Time	11
Withdraw a Protest.....	12
Viewing a Settlement Offer.....	13
Accept Settlement Offer.....	13
Decline Settlement Offer.....	14
Email Notifications	14

Overview: Taxpayer Portal

If you are using the Taxpayer Portal for the first time, you will need to register before you can file a protest or view the status of an existing protest. Once your account has been created and your email has been verified, you can log in using your email address and password to access your account information and manage your protest activity.

The following sections provide step-by-step instructions for using the Taxpayer Portal and Online Protest System. Please note that some features or options may vary depending on your appraisal district's configuration.

The Taxpayer Portal allows you to:

- Register for an online account
- File a protest
- View evidence submitted by the appraisal district
- View your scheduled hearing date and time
- Withdraw a protest
- Review, accept, or reject a settlement offer
- Update your account information
- Manage additional properties using Property ID and PIN
- View applicable user agreements

Registering for the Taxpayer Portal

To begin using the Taxpayer Portal, you must first create an account.

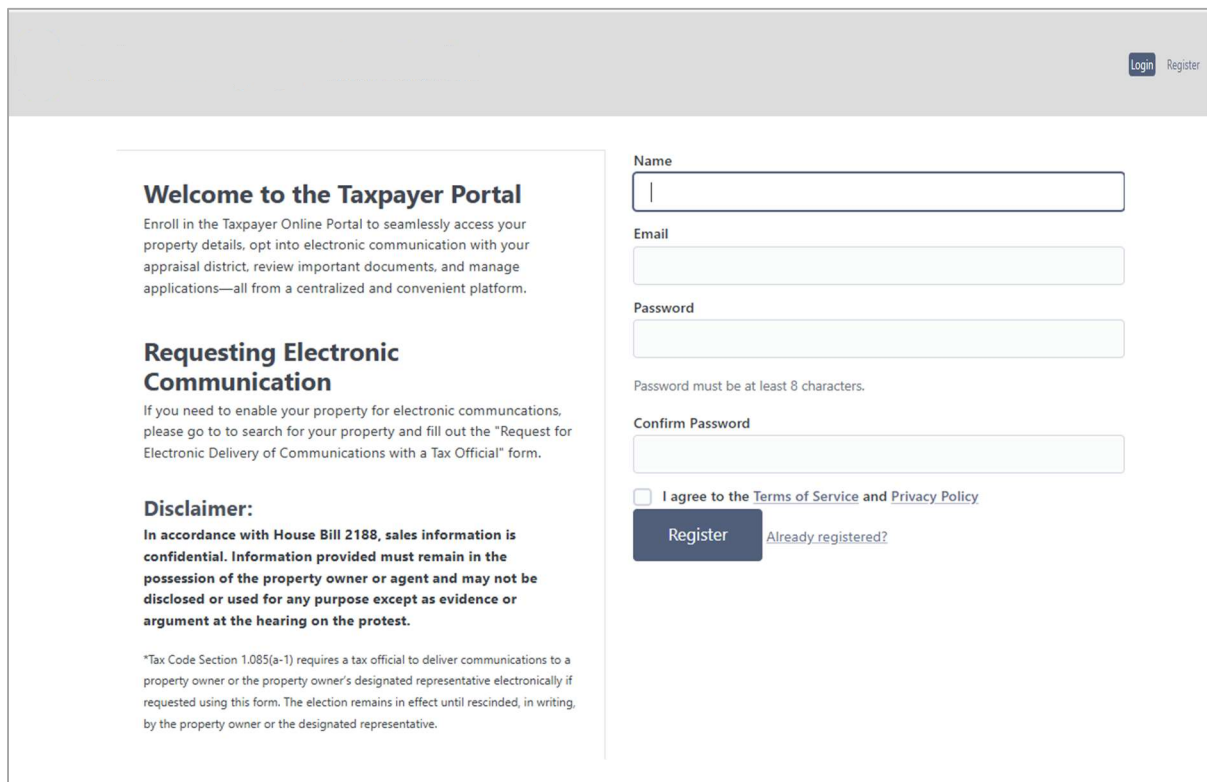
1. Click **Register** or **Register Now** from the login screen.
2. Enter your account information, including:
 - Name
 - Email address
 - Password

Important: Your password must be at least 8 characters in length.

3. Agree to the **Terms of Service** and **Privacy Policy**.
4. Click **Register** to create your account.

After submitting your registration, you will receive an email to verify your account. Follow the instructions in the email to complete the registration process.

Note: You do not need your Property ID or Property PIN to create an account. These will be required later when adding a property to file a protest.



[Login](#) [Register](#)

Welcome to the Taxpayer Portal

Enroll in the Taxpayer Online Portal to seamlessly access your property details, opt into electronic communication with your appraisal district, review important documents, and manage applications—all from a centralized and convenient platform.

Requesting Electronic Communication

If you need to enable your property for electronic communications, please go to [here](#) to search for your property and fill out the "Request for Electronic Delivery of Communications with a Tax Official" form.

Disclaimer:

In accordance with House Bill 2188, sales information is confidential. Information provided must remain in the possession of the property owner or agent and may not be disclosed or used for any purpose except as evidence or argument at the hearing on the protest.

*Tax Code Section 1.085(a-1) requires a tax official to deliver communications to a property owner or the property owner's designated representative electronically if requested using this form. The election remains in effect until rescinded, in writing, by the property owner or the designated representative.

Name

Email

Password

Password must be at least 8 characters.

Confirm Password

I agree to the [Terms of Service](#) and [Privacy Policy](#)

 [Already registered?](#)

Filing a Protest

Once your account has been created, you can file a protest through the Taxpayer Portal.


Locate Your Property Information

Before creating a protest, you will need information from your **Notice of Appraised Value**.

Depending on your appraisal district, this information may be labeled differently.

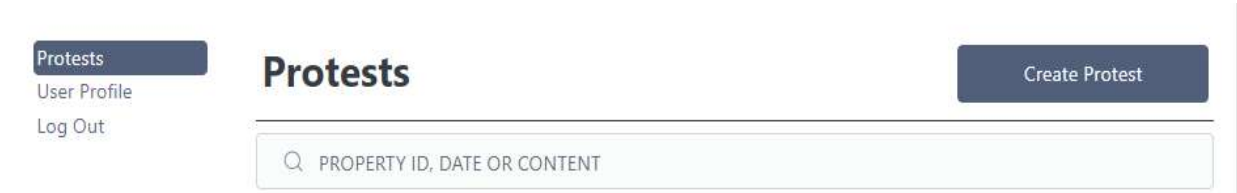
Look for the following:

- Property ID or Account Number
- Owner ID
- Geo ID
- Online Protest ID (if applicable)
- PIN or E-File PIN

 <p>TAX APPRAISAL DISTRICT OF BELL COUNTY PO BOX 390 Belton, Texas 76513 Phone: (254) 939-5841 www.bellcad.org</p> <p>SMITH, JOHN 123 MAIN STREET KILLEEN, TX 76543</p> <p>DATE OF NOTICE: 04/30/2026</p>	<p>2026 Notice of Appraised Value THIS IS NOT A TAX STATEMENT DO NOT PAY FROM THIS NOTICE</p> <p>Property ID: 0000000123 Ownership %: 1.00 Legal: 123 MAIN STREET 2ND REPLAT, BLOCK 017, LOT 0016 Legal Acres: 0.0000 Situs: 123 MAIN STREET KILLEEN TX 76543</p> <table border="1"> <thead> <tr> <th colspan="2">Online Protest Info:</th> </tr> </thead> <tbody> <tr> <td>Account ID:</td> <td>123456</td> </tr> <tr> <td>EFile PIN:</td> <td>5ZPV54</td> </tr> </tbody> </table>	Online Protest Info:		Account ID:	123456	EFile PIN:	5ZPV54
Online Protest Info:							
Account ID:	123456						
EFile PIN:	5ZPV54						

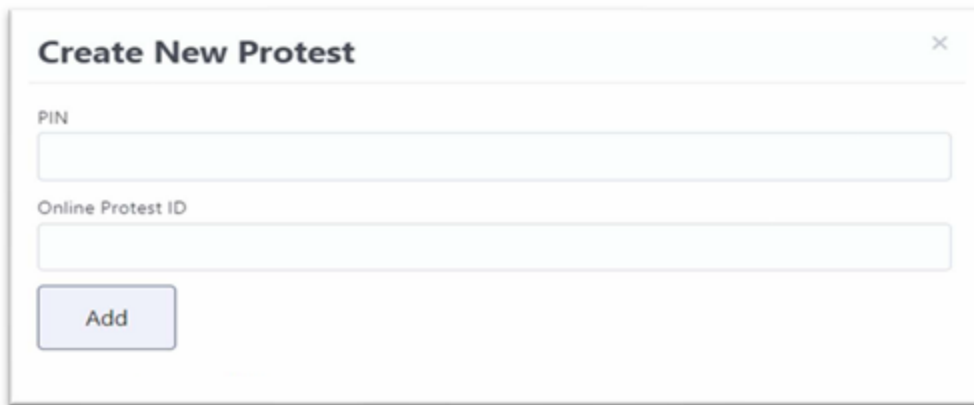
Accessing the Protest Section

- Log in to the Taxpayer Portal
- Click **Protests** from the menu




Creating a New Protest

- Click **Create Protest** on the upper right corner.
- Enter your **Property ID** and **Property PIN**
- Click **Add** to continue



Note: Your Online Protest ID and PIN can be found on your Notice of Appraised Value.

 <p>TAX APPRAISAL DISTRICT OF BELL COUNTY PO BOX 390 Belton, Texas 76513 Phone: (254) 939-5841 www.bellcad.org</p>	<p>2026 Notice of Appraised Value THIS IS NOT A TAX STATEMENT DO NOT PAY FROM THIS NOTICE</p>						
	<p>Property ID: 0000000123 Ownership %: 1.00 Legal: 123 MAIN STREET 2ND REPLAT, BLOCK 017, LOT 0016 Legal Acres: 0.0000 Situs: 123 MAIN STREET KILLEEN TX 76543</p>						
<p>SMITH, JOHN 123 MAIN STREET KILLEEN, TX 76543</p>	<table border="1"> <tr> <th colspan="2">Online Protest Info:</th> </tr> <tr> <td>Account ID:</td> <td>123456</td> </tr> <tr> <td>EFile PIN:</td> <td>5ZPV54</td> </tr> </table>	Online Protest Info:		Account ID:	123456	EFile PIN:	5ZPV54
Online Protest Info:							
Account ID:	123456						
EFile PIN:	5ZPV54						
<p>DATE OF NOTICE: 04/30/2026</p>							



Completing the Protest Form

You will be prompted to review and enter the following information:

- Owner/Agent name
- Mailing contact information
- Phone number (**required**)
- Email address (**required**)

Property Information

Real Property Account

Market Value

Assessed Value

Site Address

Owner

Submit a New Protest

Property Owner

Names

Owner/Agent 1

Owner/Agent 2

Mailing Contact

Mail To Name

Address Line 1

Address Line 2

Address Line 3

City

State

Postal Code

Country

Please provide a phone number where we may contact you.
Phone *

Please provide an email address where we may contact you electronically.
Email *

*An email address of a member of the public could be confidential under Government Code Section 552.137; however by including the email address on this form, you are affirmatively consenting to its release under the Public Information Act.

Select and complete:

- Applicable exemption criteria (if applicable)

Please Select All Applicable Exemption Criteria

- Person Age 65 or Older
- Disabled Person
- Military Service Member
- Military Veteran
- Spouse of a Military Member or Veteran

- Indicate the reason(s) for protest (**at least one required**)

Select Reasons for Your Protest

To preserve your right to present each reason for your protest to the ARB according to the law, be sure to select all boxes that apply. Failure to select the box that corresponds to each reason for your protest may result in your inability to protest an issue that you want to pursue.

* Please pick at least one reason from the protest reasons list.

- INCORRECT APPRAISED (MARKET) VALUE AND/OR VALUE IS UNEQUAL COMPARED WITH OTHER PROPERTIES
- PROPERTY SHOULD NOT BE TAXED IN TAXING UNIT
- PROPERTY IS NOT LOCATED IN THIS APPRAISAL DISTRICT OR OTHERWISE SHOULD NOT BE INCLUDED ON THE APPRAISAL DISTRICT'S RECORD
- FAILURE TO SEND REQUIRED NOTICE
- EXEMPTION WAS DENIED, MODIFIED OR CANCELLED
- TEMPORARY DISASTER DAMAGE EXEMPTION WAS DENIED OR MODIFIED
- AG-USE, OPEN-SPACE OR OTHER SPECIAL APPRAISAL WAS DENIED, MODIFIED OR CANCELLED
- CHANGE IN USE OF LAND APPRAISED AS AG-USE, OPEN-SPACE OR TIMBERLAND
- INCORRECT APPRAISED OR MARKET VALUE OF LAND UNDER SPECIAL APPRAISAL FOR AG-USE, OPEN-SPACE OR OTHER SPECIAL APPRAISAL
- OWNER'S NAME IS INCORRECT
- PROPERTY DESCRIPTION IS INCORRECT
- INCORRECT DAMAGE ASSESSMENT RATING FOR A PROPERTY QUALIFIED FOR A TEMPORARY DISASTER EXEMPTION
- CIRCUIT BREAKER LIMITATION ON APPRAISED VALUE FOR ALL OTHER REAL PROPERTY WAS DENIED, MODIFIED OR CANCELED
- INCORRECT APPRAISED VALUE AND ALLOCATION OF VALUE OF A STRUCTURE, ARCHAEOLOGICAL SITE AND LAND NECESSARY FOR ACCESS UNDER A HISTORIC SITE EXEMPTION
- OTHER

- Enter supporting facts (*optional*)
- Enter an opinion of value (*optional*)

Give facts that may help resolve your case

Maximum number of characters allowed is 4000.

Value Opinion

What is your opinion of your property's value? \$

- Select a hearing type

Hearing Type

A property owner does not waive the right to appear in person at a protest hearing by submitting an affidavit to the ARB or by electing to appear by telephone conference call.

I intend to appear in the ARB hearing scheduled for my protest in the following manner (check only one):

- In person
- By telephone conference call and will submit evidence with a written affidavit delivered to the ARB before the hearing begins.*(may use Comptroller Form 50-283, Property Owner Affidavit of Evidence)
- By videoconference and will submit evidence with a written affidavit delivered to the ARB before the hearing begins.*(may use Comptroller Form 50-283, Property Owner Affidavit of Evidence)
- On written affidavit submitted with evidence and delivered to the ARB before the hearing begins

If you decide later to appear by telephone conference call, you must provide written notice to the ARB at least 10 days before the hearing date. You are responsible for providing access to the call to any person(s) you wish to invite to participate in the hearing. Review the ARB's hearing procedures for county-specific telephone conference call procedures.

- Select a hearing notice and reminder preference

ARB Hearing Notice and Procedures

Single-member or Regular Panel:

- Single-member panel
- Regular Panel

I request my notice of hearing to be delivered by:

- Certified mail and agree to pay the cost (if applicable)
- Regular first-class mail

If a protest goes to a hearing, I want the ARB to send me a reminder about the scheduled hearing.

- Reminder - Email
- Reminder - Text
- No

Do you request the ARB's final order of determination to be delivered via email?

- Final Order of Determination - Certified Mail
- Final Order of Determination - Email

Important: You must agree to the Sales Confidential Notice to upload or view evidence.

To enable viewing evidence, please acknowledge that you have read and understand this notice by checking this box.



Verify Your Information and Submit

Please review all the information you've entered above. Once you've submitted this form, you won't be able to modify it or make corrections.

Submit Protest

Submitting Your Protest

- Review all information for accuracy
- Click **Submit Protest**

Verify Your Information and Submit

Please review all the information you've entered above. Once you've submitted this form, you won't be able to modify it or make corrections.

Submit Protest

Note: A green confirmation banner will appear indicating your protest has been successfully filed.

Protest Filed for Property 0000038257

Important: A confirmation email will also be sent to your registered email address.

Reviewing Evidence from the Appraisal District

The appraisal district may upload evidence for your review.

Note: You will receive an email notification when evidence is available.

- Log in to the Taxpayer Portal
- Select your protest
- Navigate to the **Evidence** section
- Click to open and review available documents

Citizen Evidence

↓ TAXPAYER EVIDENCE
Apr 09, 2026 10:18 PM

CAD Evidence

Please use the following links to view the information the Appraisal District will introduce in the Appraisal Review Board hearing.

<p>↓ Comp Sales.pdf Apr 09, 2026 10:35 PM</p>	<p>↓ CUSTOMER CARD.pdf Apr 09, 2026 10:35 PM</p>	<p>↓ Equity Approach Results.pdf Apr 09, 2026 10:35 PM</p>
<p>↓ Equity gis map.pdf Apr 09, 2026 10:35 PM</p>	<p>↓ protest gis map.pdf Apr 09, 2026 10:35 PM</p>	<p>↓ ENVIRONMENTAL LLC.png Apr 09, 2026 10:35 PM</p>

Viewing Your Hearing Date and Time

If a hearing has been scheduled, you may view the date and time in the Portal.

- Log in to the Taxpayer Portal
- Select your protest
- View the scheduled hearing details at the bottom of the protest

Hearing Schedule

Panel: JUNE 16, 2026 FORMAL

Start Time: Jun 16, 2026 9:00 AM

Note: A confirmation email will be sent once your hearing has been scheduled. Please remember to check your spam or junk email folder.

Withdraw a Protest

To withdraw your protest:

- Log in to the Taxpayer Portal
- Select your protest
- Click **Withdraw This Protest**
- Confirm your request

Protest Information

Tax Year	2026
Type	FORMAL
Date Created	Mar 31, 2026 6:29 PM
Source	6EOP
Petitioner	JOHN SMITH
Status	Active

[Withdraw This Protest](#)

Ok to withdraw this protest?

[Cancel](#) [Confirm](#)

Important: A green confirmation banner will appear indicating the protest has been withdrawn.



Note: A confirmation email will be sent once the withdrawal is completed. Please remember to check your spam or junk email folder.

Viewing a Settlement Offer

If a settlement offer is available, you may review and respond through the portal.

- Log in to the Taxpayer Portal
- Select your protest
- Click **View Offer**
- Review the offer details

Settlement Offer

Offer Date Apr 09, 2026

Offer Value

Market \$82,570

Accept Settlement Offer

- Click **Accept** to agree to the offer
- Confirm acceptance by entering your name in the signature box
- Click the green Confirm button

Confirm Acceptance Offer

JOHN SMITH

Important: A green confirmation banner will appear indicating Protest Settlement Acceptance Success

Protest Settlement Acceptance Success

Note: A confirmation email will be sent after you accept an offer. Please remember to check your spam or junk email folder.

Decline Settlement Offer

- Click **Decline** to reject the offer
- Confirm the decline
- Click **Decline** to finalize



Important: A green confirmation banner will appear indicating Protest Settlement Decline Success



Email Notifications

You will receive email notifications at key points during the protest process, including:

- After verifying your email during account registration
- After submitting a protest
- When evidence is available for review
- After withdrawing a protest
- After accepting a settlement offer

Note: If you do not receive an email, please check your spam or junk folder.